

# BPOWER

## YB16AL-A2

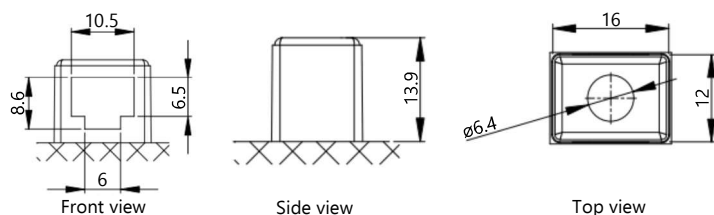
### 16Ah 175A



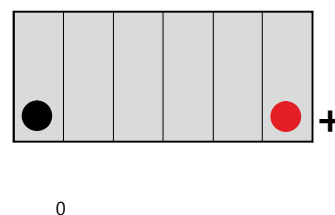
BPOWER CLASSIC series batteries are classic batteries made with the utmost care. To maintain factory freshness of batteries they are available in a dry version with an electrolyte attached. The launch takes place shortly before installing the battery. Filled with electrolyte the battery becomes ready for use. Periodically you should check the electrolyte level because CLASSIC batteries are not completely structurally sound tight.

BASIC PARAMETERS		TECHNOLOGY	
Nominal voltage (V)	12	Technology	CA/CA
Nominal capacity C10 (Ah)	16	Separator	Envelope
Cold cranking amperage	175		
PHYSICAL PARAMETERS		CHARGING PARAMETERS (25°C)	
Dimensions (L x W x H)	207 x 71,5 x 164 mm	Charging voltage	14,0V - 14,4V
Weight (kg)	5,46	Recommended max. charging current	1.6A
Terminal type	2		

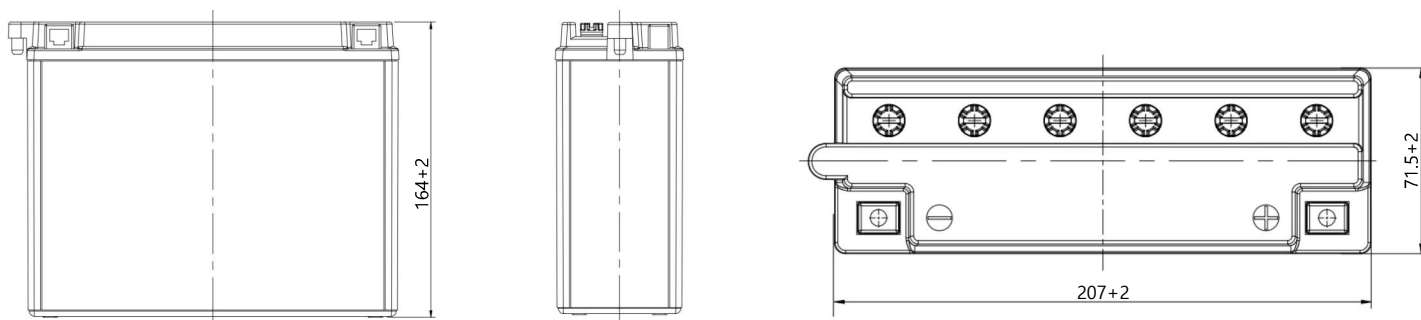
#### Terminal type



#### Cell layout



#### Dimensions



**Headquarters in Warsaw**  
Jana Kazimierza 61  
01-267 Warszawa

**Branch in Gdansk**  
Twarda 12  
80-871 Gdańsk

+48 22 877 54 96  
biuro@baterie.com.pl  
www.baterie.com.pl

**BP BATERIE**  
PRZEMYSŁOWE