



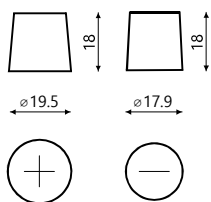
BPOWER 632 HD 225Ah 1300A

Manufactured for users of trucks, heavy construction and agricultural machinery. The main advantage of these batteries is high starting current. Increased performance parameters ensure long and safe operation and a special envelope separator prevents the active mass from falling to the bottom of the battery.

BASIC PARAMETERS		TECHNOLOGY	
Nominal voltage (V)	12	Technology	Ca/Ca
Nominal capacity 20HR (Ah)	225	Performance marking	W4 - C2 - V3 - E1
Cold cranking perform. (EN -18°C)	1300	Electrolyte density in 25°C	1.28 ± 0.01g/cm3
Recom. charging current	22.5A		
PHYSICAL PARAMETERS		CASE FEATURES	
Dimensions (L x W x H)	518 x 276 x 235 mm	Case type	DIN C
Weight (kg)	56,10	Hold down	N
Terminal type	T1	Handles	✓
Case material	Polipropylen PP	Cell layout	3
		Lid type	Raised plug

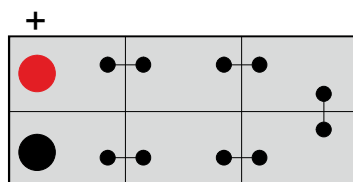
Terminal type

T1




Cell layout

3



Battery hold down

N



Headquarters in Warsaw
Jana Kazimierza 61
01-267 Warszawa

Branch in Gdansk
Twarda 12
80-871 Gdańsk

+48 22 877 54 96
biuro@baterie.com.pl
www.baterie.com.pl

BP BATERIE
PRZEMYSŁOWE